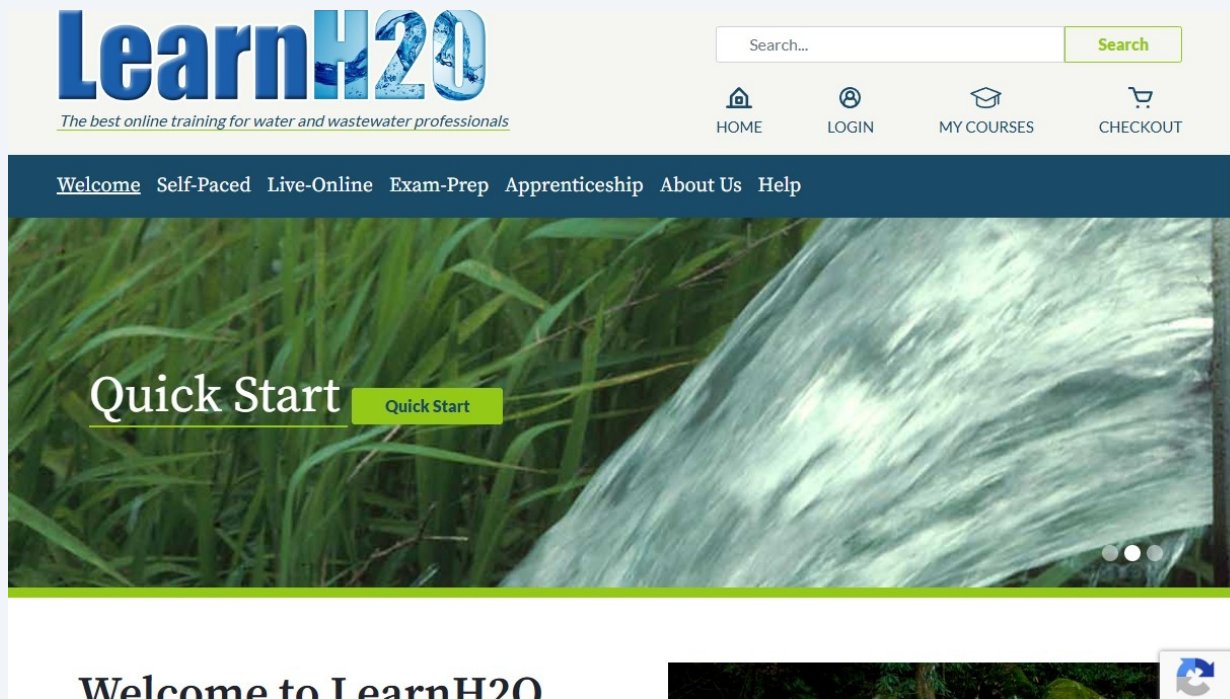


Accessing Live-Online Training on LearnH2O



Alert! These steps can take a minute or two to complete. Please allow time before the class to complete these steps. These steps can be completed prior to the day of class.

- 1 Navigate to <https://www.learnh2o.com/>



2 Click "Login" on the right hand-side



3 Enter the Username and Password of the LearnH2O account used to register for the class. Then click "Log in"

If you have forgotten the password, use the "Lost Password" feature.

4

This will take you to the "My Account" page. From here, you can find the Live Online course in multiple ways. We will review one option. Click "Live-Online"

LearnH2O
The best online training for water and wastewater professionals

Search... **Search**

HOME ACCOUNT MY COURSES CHECKOUT

Welcome Self-Paced **Live-Online** Exam-Prep Apprenticeship About Us Help

My Account

- [Dashboard](#)
- [Orders](#)
- [Downloads](#)
- [Address](#)
- [Edit Account](#)
- [Courses](#)
- [Logout](#)

Hello **Student Login** (not **Student Login**? [Log out](#))

From your account dashboard you can view your [recent orders](#), manage your [billing address](#), and [edit your password and account details](#).

5

Locate the training course you are looking to access. It is most likely the first course on the list. Click the course name or the button that says "Join on (Date of Class)".

The best online training for water and wastewater professionals

HOME ACCOUNT MY COURSES

Welcome Self-Paced **Live-Online** Exam-Prep Apprenticeship About Us Help

Live-Online Courses

Confined Space and Trenching (7/14/25)

Date: July 14, 2025, 8:00 am to 11:30 am
CourseID: PA #9526 (3 hours Drinking Water and Wastewater)
Category: Collection / Distribution, Operations, Safety

Join on July 14

8 seats remain

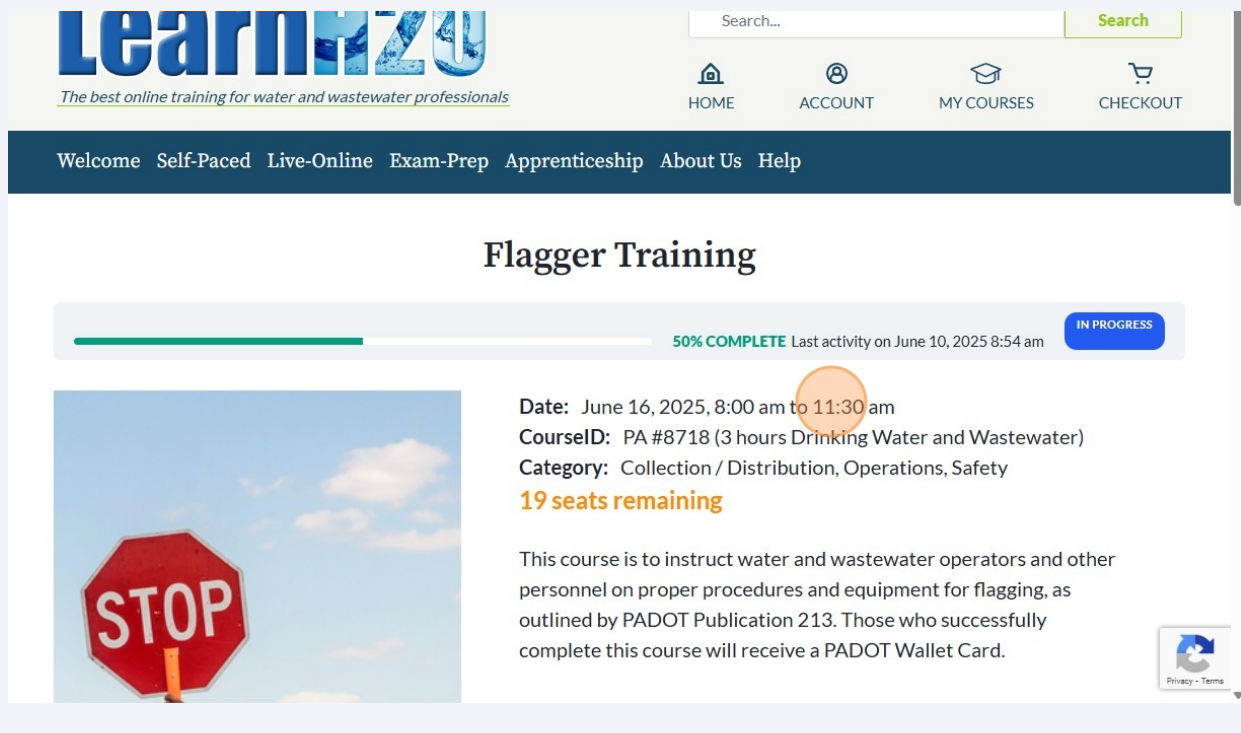
Active Shooter/Workplace Violence (7/15/25)

Date: July 15, 2025, 8:00 am to 10:15 am
CourseID: PA #9515 (2 hours Drinking Water and Wastewater)
Category: Safety

17 seats remain


6

This is the Course Page. Note: this course is being used as an example. The course you are taking may appear slightly differently and will have a different date.




The screenshot shows the LearnH2O website header with the logo and tagline "The best online training for water and wastewater professionals". Navigation links include HOME, ACCOUNT, MY COURSES, and CHECKOUT. A search bar is also present. Below the header, a dark blue bar contains links: Welcome, Self-Paced, Live-Online, Exam-Prep, Apprenticeship, About Us, and Help.

Flagger Training


50% COMPLETE Last activity on June 10, 2025 8:54 am

IN PROGRESS




Date: June 16, 2025, 8:00 am to 11:30 am

CourseID: PA #8718 (3 hours Drinking Water and Wastewater)

Category: Collection / Distribution, Operations, Safety

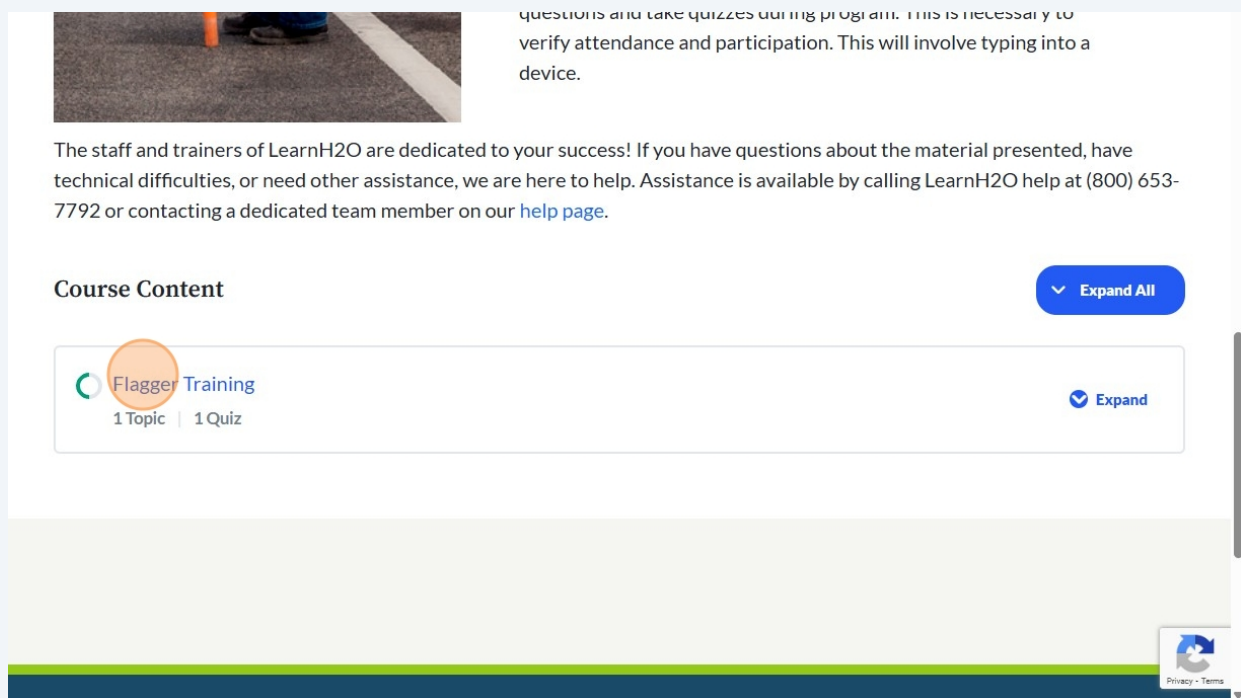
19 seats remaining

This course is to instruct water and wastewater operators and other personnel on proper procedures and equipment for flagging, as outlined by PADOT Publication 213. Those who successfully complete this course will receive a PADOT Wallet Card.



7


Scroll to the bottom of the page, and click on the first item listed under "Course Content."



The screenshot shows the 'Course Content' section. At the top, there is a small image of a person's legs and feet standing on a paved surface. Below the image, text states: "The staff and trainers of LearnH2O are dedicated to your success! If you have questions about the material presented, have technical difficulties, or need other assistance, we are here to help. Assistance is available by calling LearnH2O help at (800) 653-7792 or contacting a dedicated team member on our [help page](#)."

Course Content


Expand All



Flagger Training

1 Topic | 1 Quiz

Expand



8

This is the first page of the course. Click the "Next Topic" button at the bottom of the page.

Flagger Training

Flagger Training > Flagger Training **IN PROGRESS**

This course will be offered via Zoom online. Credit will only be issued if the participant completes all required elements on Zoom as directed by the instructor.

Lesson Content 100% COMPLETE | 1/1 Steps

- Zoom Link and Documents
- Final Quiz

Back to Course **Next Topic >**

9

Click "Click Here to Access the Zoom Class" button. This page also has a student guide, and "Zoom Help Guide".

Zoom Link and Documents

Flagger Training > Flagger Training > Zoom Link and Documents **COMPLETE**

The course will begin at 8 am. We will begin to accept participants into the Zoom meeting at 7:50 am.

Click Here to Access the Zoom Class

In some cases, you will be asked to update your Zoom program or download the Zoom program. It is advised that you ensure you can access Zoom prior to 8 am.

Each participant must log in using their own device with their own Zoom account. Attendance is taken by completing polls and quizzes, and to receive credit, you must complete the polls and quizzes on a device assigned to your name.

The student guide for this course is available for download below:

Flagger_Training Student Guide **Download**

10

If you are completing these steps the day of class, the link will launch a webpage that will bring you to the Zoom classroom. This may launch an application on your computer.

If you are completing these steps prior to the day of the class, a page like the one you see here will launch. Completing the "Meeting Registration" will email a link directly to the course to the email you enter. You can use that link the day of class.

You may be asked to enter your information and register via Zoom, or if you are already logged into your Zoom account it may launch the meeting. This registration step will not charge you any additional charge. It is simply registering your email with Zoom.

The screenshot shows a Zoom meeting registration page. At the top left is the Zoom logo, and at the top right are links for 'Support' and 'English'. The main content area has a title '#8718: Flagger Training'. Below the title, there are two sections: 'Date & Time' and 'Description'. The 'Date & Time' section shows 'Jun 16, 2025 07:00 AM in Eastern Time (US and Canada)' next to an orange circular icon. The 'Description' section contains the following text: 'Registration: 7:30 am', 'Class Time: 8:00 am to 11:30 am', and a paragraph stating 'This course is to instruct water and wastewater operators and other personnel on proper procedures and equipment for flagging, as outlined by PADOT Publication 213. Those who successfully complete this course will receive a PADOT Wallet Card.' To the right of the description is a vertical stack of social media icons: Facebook, X, LinkedIn, and Email. Below the description is a section titled 'Meeting Registration' with two input fields: 'First Name*' and 'Last Name*'. A blue circular icon is partially visible at the bottom right of the page.

zoom Support English

#8718: Flagger Training

Date & Time Jun 16, 2025 07:00 AM in Eastern Time (US and Canada)

Description Registration: 7:30 am
Class Time: 8:00 am to 11:30 am
This course is to instruct water and wastewater operators and other personnel on proper procedures and equipment for flagging, as outlined by PADOT Publication 213. Those who successfully complete this course will receive a PADOT Wallet Card.

Meeting Registration

First Name* Last Name*



This should allow you to access the Zoom class!

If you have any technical issues, please contact PRWA:

Office Staff- 814-353-9302

Jeff Martin (IT Support): Extension 106

Stacey Walker (Director of Training): Extension 108

Pattie-Jo Horner (Membership Coordinator): Extension 110

Training Staff-

Joel Jordan (Director of Education): 814-360-4077

Rebecca Holler (Trainer): 814-424-5339

Tom Goehring (Trainer): 814-360-4079